

SB2, SB3 Safety Barriers

AlgoRex
Synova™
Sinteso™
Cerberus® PRO



• For applications with Ex detectors

- Safety barrier SB2 for direct connection to the collective detection line insert E3M080
- Safety diode barrier SB3 with input/output module DC1192/FDCIO223/FDCI223/FDCI723

If fire detectors have to be installed in explosion-hazard areas, the wiring and equipment must comply with the local national safety regulations. Normally, fire detector circuits require very little current and for this application, the explosion protection category 'Intrinsic safety' Ex i is suitable. The standards which cover this are EN 50014 (EN 60079-0) and EN 50020 (EN 60079-11).

A safety barrier restricts the electrical energy between non-intrinsically safe and intrinsically safe circuits.

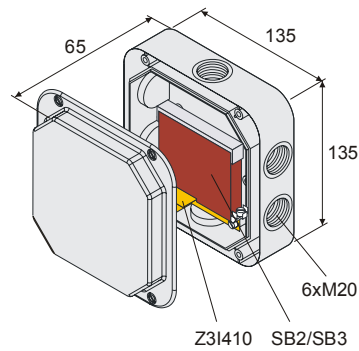
Safety barriers are designed to restrict electrical power to such a degree that electrical sparks cannot ignite a gas mixture. Safety barriers SB2 and SB3 are approved for explosion protection category [Ex ia] IIC/IIB. Only electrical equipment which complies with the local national regulations and intrinsically safe protection category Ex ia or ib may be connected to the output of the safety barriers.

Characteristics

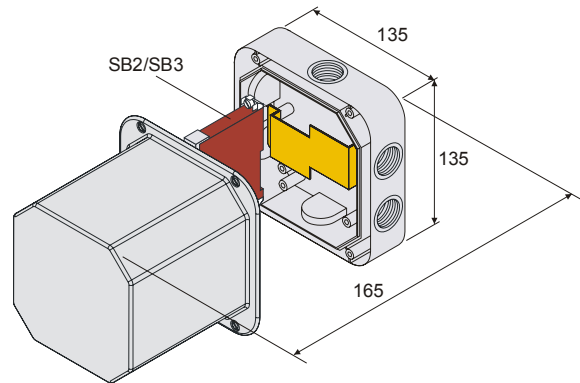
- One SB2 or SB3 safety barrier may be mounted together with installation set Z3I410 in housing DCA1191 with protection category IP56.
- A maximum of two SB2 or SB3 safety barriers may be mounted in housing DCA1191-AB.
- Wiring and installation material, protective distances and the necessary marking in explosion-hazard areas must comply with the local national regulations.
- The end-of-line unit must be specially designed for the control unit in question and must comply with explosion-hazard regulations.
- Always install safety barriers outside explosion-hazard areas.

Dimensions

DCA1191 and Z3I410 and SB2 or SB3



DCA1191-AB incl. support plate and max. 2 SB2 or SB3




Further details can be found in the document

- 'Fire protection in explosion-hazard areas', no. 1204

Details for ordering

Type	Part no	Designation	Weight
DCA1191	BPZ:4588560001	Housing with cover flat	0.265 kg
DCA1191-AB	BPZ:5463150001	Housing with cover deep, incl. support plate	0.340 kg
Z3I410	BPZ:4837660001	Installation set for SB2 / SB3 in DCA1191	0.050 kg
SB2	BPZ:4717230001	Safety barrier Type: Stahl (9002/13-280-93-001)	0.125 kg
SB3	BPZ:4837400001	Safety barrier Type: Stahl (9001/00-280-100-101)	0.115 kg
EOL22(Ex)	BPZ:5162220001	Line termination Ex for E3M080/SB2 and DC1192/SB3 (included with DC1192)	0.005 kg
–	A5Q00004478	Screwed cable gland M20 x 1.5	0.039 kg
–	BPZ:4995690001	Fuse for SB2 / SB3	0.001 kg

Spare part

06 	SB3	R. Stahl Schaltgeräte GmbH; Am Bahnhof 30 D-74638 Waldenburg www.stahl.de, 9001_9002_9004_SafetyBarriers_Introduction_AK00_III_en
		SB3 - Safety barriere Typ 9001 for use in fire detection and fire alarm systems installed in buildings.
2014/30/EU (EMC): EN 61326-1 ; 2011/65/EU (RoHS): EN 50581 ; 2014/34/EU (ATEX): EN 60079-0 / EN 60079-11 / EN 60079-15		
The declared performance and conformity can be seen in the Declaration of Performance (DoP) and the EU Declaration of Conformity (DoC), which is obtainable via www.stahl.de		
DoP No.: n/a; DoC No.: CED-SB3		

Disposal



The device is considered an electronic device for disposal in accordance with the European Guidelines and may not be disposed of as domestic garbage.

- Dispose of the device through channels provided for this purpose.
- Comply with all local and currently applicable laws and regulations.

Issued by
Siemens Switzerland Ltd
Building Technologies Division
International Headquarters
Theilerstrasse 1a
CH-6300 Zug
Tel. +41 58 724 2424
www.siemens.com/buildingtechnologies

© Siemens Switzerland Ltd, 2006
Technical specifications and availability subject to change without notice.